NORTHERN TERRITORY DEEMED TO COMPLY MANUAL - National Construction Code Volume 2 (Section 3.0.4 Structural resistance of materials in high wind areas)
This product has been determined to satisfy NCC Performance Requirement P2.1.1 for structural stability and resistance.

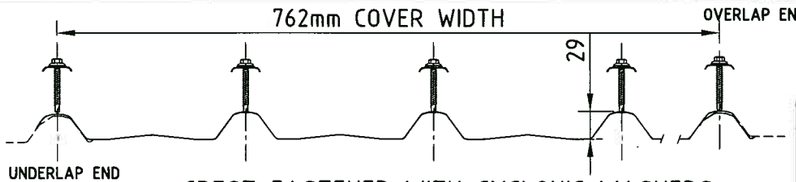

CREST FASTENED WITH CYCLONIC WASHERS

PAN FASTENED WITHOUT CYCLONIC WASHERS

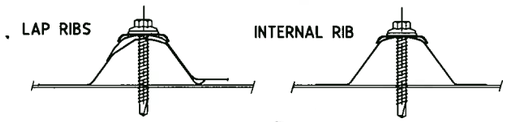

FINAL FASTENER POSITION: CREST FIXING WITH CYCLONIC WASHER

'BUILDEX' CYCLONIC WASHER: CLASS-4: G300, MIN. DIMN: 38x35x1.0mm (OR) 'BREMICK' REGION D CYCLONIC ASSEMBLY 40X36X1.0mm G300

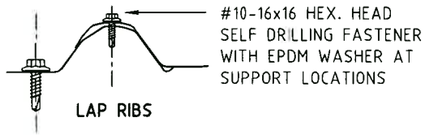

FINAL FASTENER POSITION: PAN FIXING WITHOUT CYCLONIC WASHER

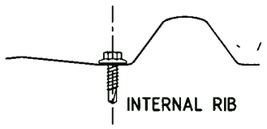

FINAL FASTENER POSITION: PAN FIXING WITHOUT CYCLONIC WASHER

SPAN TYPE

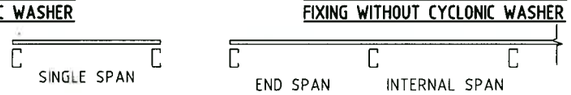

WALL DESIGN CAPACITY TABLES

ULTIMATE LIMIT STATE PRESSURE (kPa)

SPAN mm	0.42 BMT						0.48 BMT					
	PAN FASTENED WITHOUT CYCLONIC WASHERS			CREST FASTENED WITH CYCLONIC WASHERS			PAN FASTENED WITHOUT CYCLONIC WASHERS			CREST FASTENED WITH CYCLONIC WASHERS		
	SGL.	END	INT.	SGL.	END	INT.	SGL.	END	INT.	SGL.	END	INT.
450	-	-	-	-	-	-	-	-	-	11.06	16.05	16.05
600	10.80	5.94	7.43	10.80	10.80	10.80	10.80	6.21	10.80	10.80	15.00	15.00
900	6.25	4.31	5.49	7.03	7.23	8.02	6.84	4.74	7.68	7.88	7.65	8.61
1200	2.97	2.96	3.93	4.15	4.43	5.70	3.80	3.50	5.21	5.47	5.15	6.69
1500	0.96	1.91	2.75	2.14	2.40	3.83	3.06	2.48	4.34	3.56	3.29	5.05
1800	0.87	1.15	1.93	1.02	1.15	2.43	2.33	1.70	3.48	2.16	2.09	3.68
2100	0.77	0.68	1.49	0.77	0.68	1.49	1.59	1.14	2.62	1.25	1.85	2.58
2400	N/A	N/A	N/A	N/A	N/A	N/A	0.86	0.81	1.76	0.86	1.62	1.76

SGL. = SINGLE SPAN, END = END SPAN, INT. = INTERNAL SPAN

MAXIMUM SPAN TABLES FOR TIMBER & STEEL SUPPORTS >= 1.5(mm)

NOTE: CLADDING SPAN SHALL NOT EXCEED THE MAXIMUM SPAN FOR CLADDING (SHEET 1) OR THE MAXIMUM BATTEN SPACING (SHEET 2)

BUILDING HEIGHT	TERRAIN CATEGORY	Kl	pz (kPa)	PAN FASTENED WITHOUT CYCLONIC WASHERS			CREST FASTENED WITH CYCLONIC WASHERS			PAN FASTENED WITHOUT CYCLONIC WASHERS			CREST FASTENED WITH CYCLONIC WASHERS		
				0.42 mm BMT						0.48 BMT					
				SINGLE	END	INTERNAL	SINGLE	END	INTERNAL	SINGLE	END	INTERNAL	SINGLE	END	INTERNAL
UP TO 5M	1	1	3.57	1140	1060	1290	1280	1320	1550	1290	1180	1760	1490	1450	1820
		1.5	4.43	1060	870	1100	1170	1190	1400	1130	970	1460	1360	1310	1630
		2	5.29	980	710	930	1080	1100	1260	1050	780	1180	1220	1180	1450
		3	7.01	840	N/A	660	900	920	1030	880	N/A	980	1000	970	1150
	2	1	2.90	1210	1210	1460	1380	1420	1690	1560	1370	2000	1640	1590	2010
		1.5	3.60	1140	1050	1280	1280	1320	1550	1280	1170	1750	1490	1450	1820
		2	4.30	1070	900	1120	1180	1210	1420	1150	1000	1510	1380	1330	1660
		3	5.69	950	640	860	1030	1060	1200	1010	700	1140	1170	1130	1380
	2.5	1	2.65	1240	1280	1530	1420	1460	1750	1660	1450	2080	1690	1660	2080
		1.5	3.29	1170	1120	1360	1320	1360	1610	1400	1260	1860	1550	1500	1900
		2	3.93	1110	980	1200	1230	1270	1480	1180	1090	1640	1440	1390	1740
		3	5.20	990	730	950	1090	1110	1280	1060	800	1200	1240	1190	1470
	3	1	2.41	1280	1350	1620	1460	1490	1800	1760	1520	2170	1740	1710	2160
		1.5	2.99	1190	1190	1430	1370	1410	1680	1520	1350	1970	1620	1570	1980
		2	3.57	1140	1060	1290	1280	1320	1550	1290	1180	1760	1490	1450	1820
		3	4.73	1030	820	1040	1130	1160	1350	1100	900	1360	1310	1260	1560
	4	1	1.97	1340	1480	1780	1540	1600	1940	1940	1690	2320	1860	1950	2320
		1.5	2.44	1270	1340	1610	1450	1490	1790	1750	1510	2160	1730	1710	2150
		2	2.92	1200	1210	1450	1380	1420	1690	1550	1370	1990	1630	1590	2000
		3	3.87	1110	990	1210	1240	1280	1490	1190	1110	1660	1450	1400	1750
UP TO 10M	1	1	4.08	1090	950	1170	1210	1250	1460	1170	1050	1590	1410	1370	1710
		1.5	5.07	1000	750	980	1100	1130	1300	1070	830	1240	1260	1210	1490
		2	6.05	910	N/A	810	1000	1020	1150	970	630	1090	1120	1090	1310
		3	8.02	780	N/A	N/A	820	830	890	810	N/A	860	880	860	990
	2	1	3.50	1150	1070	1300	1290	1330	1570	1320	1190	1790	1510	1460	1840
		1.5	4.34	1070	890	1120	1180	1210	1410	1140	990	1500	1370	1330	1650
		2	5.19	990	730	950	1090	1110	1280	1060	800	1200	1240	1190	1470
		3	6.87	850	N/A	680	910	930	1040	890	N/A	990	1020	990	1170
	2.5	1	2.96	1200	1200	1440	1370	1410	1680	1540	1350	1980	1620	1580	1990
		1.5	3.68	1130	1030	1260	1270	1310	1530	1240	1150	1730	1480	1430	1790
		2	4.39	1070	880	1110	1170	1200	1410	1140	980	1480	1370	1320	1640
		3	5.82	930	620	840	1020	1050	1180	1000	670	1120	1150	1110	1350
	3	1	2.41	1280	1350	1620	1460	1490	1800	1760	1520	2170	1740	1710	2160
		1.5	2.99	1190	1190	1430	1370	1410	1680	1520	1350	1970	1620	1570	1980
		2	3.57	1140	1060	1290	1280	1320	1550	1290	1180	1760	1490	1450	1820
		3	4.73	1030	820	1040	1130	1160	1350	1100	900	1360	1310	1260	1560
	4	1	1.97	1340	1480	1780	1540	1600	1940	1940	1690	2320	1860	1950	2320
		1.5	2.44	1270	1340	1610	1450	1490	1790	1750	1510	2160	1730	1710	2150
		2	2.92	1200	1210	1450	1380	1420	1690	1550	1370	1990	1630	1590	2000
		3	3.87	1110	990	1210	1240	1280	1490	1190	1110	1660	1450	1400	1750

RECOMMENDED FASTENERS

STEEL SUPPORTS - CLASS 4 : SELF DRILLING & SELF TAPPING HEX HEAD SCREW WITH EPDM SEAL

LOCATION ON CLADDING	SINGLE & LAPPED THICKNESS 0.75mm UP TO 1.0mm bmt.	SINGLE THICKNESS ≧ 1.0mm UP TO 3.0mm bmt.	LAPPED THICKNESS > 1.0mm UP TO 1.9mm bmt. (3.8mm TOTAL)
CREST	#14-12X55 CYCLONIC ZIP SCREW	#14 - 10 x 50 HH	#14 - 10 x 50 HH
PAN	#14-12X55 CYCLONIC ZIP SCREW	#14 - 10 x 25 HH	#14 - 10 x 25 HH

TIMBER SUPPORTS - CLASS 4 : TYPE 17 SELF DRILLING HEX HEAD SCREW WITH EPDM SEAL

LOCATION ON CLADDING	HARDWOOD (STRENGTH GROUP J1-J3)	SOFTWOOD (STRENGTH GROUP J4)
CREST	#12 - 11 x 65 T17 HH HG/TG	#14 - 10 x 65 T17 HH M6 -11 x 65 ROOFZIPS
PAN	#12 - 11 x 25 T17 HH	#14 - 10 x 50 T17 HH

FASTENER NOTATION

HH - HEX. HEAD
HG - HIGH GRIP
TG - TOP GRIP
T17 - TYPE 17

Notes covering basis of DTC (Relevant test reports etc)

1. TRIMDEK 0.42 + 0.48 BMT CYCLONIC ROOF & WALL PRESSURE TESTS. PROJECT #501855. JUNE 2008. BLUESCOPE STEEL LYSAGHT No 7 FERNGROVE PLACE, CHESTER HILL 2162 NSW - AUSTRALIA.
2. STATIC & CYCLIC FATIGUE WITHDRAWAL CAPACITIES OF SELF DRILLING SCREWS IN TIMBER SUPPORTS. REPORT: 5.1.2-REPORT 05. DECEMBER 2010. LYSAGHT No 27 STERLING RD, MINCHINBURY 2770 NSW - AUSTRALIA.
3. CYCLIC PULLOUT CAPACITIES OF BUILDEX M6.5-12X55 CYCLONIC ZIP SCREWS. REPORT: 5.1.3 - REPORT 05. JUNE 2010. BLUESCOPE LYSAGHT No 27 STERLING RD, MINCHINBURY 2770 NSW - AUSTRALIA.
4. SCREW PULLOUT CAPACITIES TO BUILDING CODES OF AUSTRALIA'S LOW-HIGH-LOW CYCLONIC TEST REGIME. REPORT: 5.1.2 - REPORT 02. SEPTEMBER 2009. LYSAGHT No 27 STERLING RD, MINCHINBURY 2770 NSW - AUSTRALIA.

Checking Engineer
Name: SANDEEP SHARMA
Rego Number: MIE Aust. 3101165
Date: 28/03/2022
Signature:
Must be an Australian registered structural engineer

Certifying Engineer
Name: STEPHEN HEALEY
NT Rego Number: 34856ES
Date: 07.06.2022
Signature:
Must be a registered structural engineer in the Northern Territory

Product Name

TRIMDEK - WALLING FOR CYCLONIC REGIONS - SHEET 1 OF 2

Product Description

TRIMDEK WALLING IS MANUFACTURED FROM 0.42mm & 0.48mm BMT G550, AM125 ZINCALUME, AM100 COLORBOND/COLORBOND METALLIC, AM150 COLORBOND ULTRA. Z450 GALVASPAN MATERIAL IS AVAILABLE IN SOME LOCATIONS.

Manufacturer's Name

LYSAGHT
BlueScope Limited
A.B.N. 16 000 011 058
Trading as Lysaght

Design Criteria

A. THE FOLLOWING CRITERIA FROM AS/NZS 1170.2:2021 STRUCTURAL DESIGN ACTIONS PART 2: WIND ACTIONS HAVE BEEN USED TO GENERATE THE TABLES.
1. IMPORTANCE LEVEL 2 WITH RETURN PERIOD OF 500 YEARS
2. VR = 66 m/sec
3. Ms = Mt = Md = 1.0, Mc = 1.05
4. Cpe = +0.7 / -0.65, Cpi = -0.65 / +0.7 Kce & Kci = 0.9
5. HEIGHT MULTIPLIERS FROM TABLE 4.1 OF AS/NZS 1170.2:2021 STRUCTURAL DESIGN ACTIONS PART 2: WIND ACTIONS HAVE BEEN USED TO GENERATE THE TABLES.

HEIGHT (m)	TERRAIN / HEIGHT MULTIPLIER (Mz,cat)				
	1	2	2.5	3	4
<=5	1.01	0.91	0.87	0.83	0.75
<=10	1.08	1.00	0.92	0.83	0.75

B. TRIMDEK COMPLIES WITH AUSTRALIAN STANDARDS FOR THE FOLLOWING REQUIREMENTS:
1. SERVICEABILITY: AS/NZS 1170.0: 2002 STRUCTURAL DESIGN ACTIONS PART 0: GENERAL PRINCIPLES (INCORPORATING AMENDMENT 1,2,3,4&5)
2. WIND LOADING: AS/NZS 1170.2: 2021 STRUCTURAL DESIGN ACTIONS PART 2: WIND ACTION.

C. DESIGN TABLES ARE BASED ON TEST RESULTS COMPATIBLE TO AS 4040.3 - 2018 METHODS OF TESTING SHEET ROOF AND WALL CLADDING METHOD 3: RESISTANCE TO WIND PRESSURES FOR CYCLONE REGIONS.

D. PRODUCT METALLIC COATING COMPLIES WITH AS 1397-2021 : CONTINUOUS HOT-DIP METALLIC COATED STEEL SHEET AND STRIP - COATINGS OF ZINC AND ZINC ALLOYED WITH ALUMINIUM AND MAGNESIUM & AS/NZS 2728: 2013 PREFINISHED/PREPAINTED SHEET METAL PRODUCTS FOR INTERIOR/EXTERIOR BUILDING APPLICATIONS - PERFORMANCE REQUIREMENTS

E. FOR STRENGTH GROUPS OF TIMBER, REFER TO AS 1720.2: 2006 TIMBER STRUCTURES PART 2: TIMBER PROPERTIES (INCORPORATING AMENDMENT No. 1).

Limitations

1. THE DATA IN THIS SHEET SHALL BE APPLICABLE TO TRIMDEK WALLING ONLY. PROFILE DIMENSIONS OF TRIMDEK AS SUPPLIED FOR INSTALLATION SHALL COMPLY WITH TRIMDEK PRODUCT DRAWINGS AS DEVELOPED BY LYSAGHT..
2. INSTALLATION SHALL BE IN ACCORDANCE WITH LYSAGHT CYCLONIC AREA DESIGN MANUAL AND TRIMDEK MANUAL.
https://cdn.dcs.lysaght.com/download/lysaght-cyclonic-design-manual-steel-roofing-walling-topspan
3. MAXIMUM SPAN TABLES ARE BASED ON MAXIMUM ROOF HEIGHT = 10M.
4. MAXIMUM OVERHANG SHALL BE DETAILED ACCORDING TO CURRENT LYSAGHT ROOFING & WALLING INSTALLATION MANUAL.
5. Pz (PRESSURE) IN THE TABLES SHALL BE INCREASED ACCORDING TO AS/NZS 1170.2:2021, STRUCTURAL DESIGN ACTIONS PART 2: WIND ACTIONS CLAUSE 5.4.1 IN THE CASE OF: ELEVATED BUILDING AND ROOF PITCH >=25 DEG
6. NO PRE-BORED HOLES PERMITTED.
7. INCREASE SCREW LENGTH IF FIXING OVER INSULATION TO MAINTAIN A MIN. OF 3 SCREW THREADS PROTRUDING ON THE FAR SIDE STEEL SUPPORT.

Accepted for Inclusion in Deemed to Comply Manual

DTCM drawing number: m/355/01

Chairperson Signature:

Chairperson Name: Paul Nowland

Date of Approval: 11/07/2022 Expiry 11/07/2027

NORTHERN TERRITORY DEEMED TO COMPLY MANUAL - National Construction Code Volume 2 (Section 3.0.4 Structural resistance of materials in high wind areas)
This product has been determined to satisfy NCC Performance Requirement P2.1.1 for structural stability and resistance.

MAXIMUM BATTEN SPACING TABLES FOR 0.75mm & 1.0mm BMT STEEL BATTENS (mm)

BUILDING HEIGHT	TERRAIN CATEGORY	Kl	pz (kPa)	TS4075 BATTEN SPAN (SUPPORT SPACING), mm					TS6175 BATTEN SPAN (SUPPORT SPACING), mm						TS6110 BATTEN SPAN (SUPPORT SPACING), mm					
				≤ 600	900	1200	1500	1800	≤1500	2000	2500	3000	3500	4000	≤1500	2000	2500	3000	3500	4000
UP TO 5M	1	1	3.57	1455	1030	675	510	350	1005	750	410	315	260	205	1005	750	605	460	335	260
		1.5	4.43	1175	830	540	410	280	810	600	330	255	210	N/A	810	605	485	370	270	210
		2	5.29	980	695	455	345	235	675	505	275	210	N/A	N/A	675	505	405	310	225	175
		3	7.01	740	520	340	260	175	510	380	210	N/A	N/A	N/A	510	380	305	235	170	130
	2	1	2.9	1795	1265	830	630	430	1235	920	510	385	320	255	1235	925	740	570	410	320
		1.5	3.6	1445	1020	665	505	345	995	740	410	310	260	205	995	745	600	460	330	260
		2	4.3	1210	855	560	425	290	830	620	340	260	215	N/A	830	625	500	385	275	215
		3	5.69	910	645	420	320	215	630	470	260	N/A	N/A	N/A	630	470	375	290	210	165
	2.5	1	2.65	1960	1385	905	690	470	1350	1010	555	425	350	275	1350	1015	815	625	450	350
		1.5	3.29	1580	1115	730	555	375	1090	810	445	340	285	220	1090	815	655	500	360	285
		2	3.93	1320	935	610	465	315	910	680	375	285	235	N/A	910	680	545	420	305	235
		3	5.2	1000	705	460	350	240	690	515	280	215	N/A	N/A	690	515	415	315	230	180
	3	1	2.41	2160	1525	1000	755	515	1485	1110	610	465	390	305	1485	1115	895	685	495	390
		1.5	2.99	1740	1230	805	610	415	1200	895	490	375	310	245	1200	895	720	555	400	310
		2	3.57	1455	1030	675	510	350	1005	750	410	315	260	205	1005	750	605	460	335	260
		3	4.73	1100	775	505	385	260	755	565	310	235	N/A	N/A	755	565	455	350	250	195
	4	1	1.97	2640	1865	1220	925	630	1820	1360	750	570	475	375	1820	1365	1095	840	605	475
		1.5	2.44	2130	1505	985	750	510	1470	1095	605	460	385	300	1470	1100	885	680	490	385
		2	2.92	1780	1260	825	625	425	1225	915	505	385	320	250	1225	920	735	565	410	320
		3	3.87	1345	950	620	470	320	925	690	380	290	240	N/A	925	695	555	425	310	240
UP TO 10M	1	1	4.08	1275	900	590	445	305	875	655	360	275	230	N/A	875	655	525	405	290	230
		1.5	5.07	1025	725	475	360	245	705	525	290	220	N/A	N/A	705	530	425	325	235	185
		2	6.05	860	605	395	300	205	590	440	240	N/A	N/A	N/A	590	440	355	270	195	155
		3	8.02	645	455	300	225	155	445	330	N/A	N/A	N/A	N/A	445	335	265	205	145	115
	2	1	3.5	1485	1050	685	520	335	1025	765	420	320	265	210	1025	765	615	470	340	265
		1.5	4.34	1195	845	555	420	285	825	615	340	260	215	N/A	825	615	495	380	270	215
		2	5.19	1000	705	460	350	240	690	515	285	215	N/A	N/A	690	515	415	315	230	180
		3	6.87	755	535	350	265	180	520	390	215	N/A	N/A	N/A	520	390	310	240	170	135
	2.5	1	2.96	1755	1240	810	615	420	1210	905	500	380	315	250	1210	905	725	560	405	315
		1.5	3.68	1410	1000	650	495	335	975	725	400	305	255	200	975	730	585	450	325	255
		2	4.39	1185	835	545	415	280	815	610	335	255	210	N/A	815	610	490	375	270	210
		3	5.82	890	630	410	310	210	615	460	250	N/A	N/A	N/A	615	460	370	285	205	160
	3	1	2.41	2160	1525	1000	755	515	1485	1110	610	465	390	305	1485	1115	895	685	495	390
		1.5	2.99	1740	1230	805	610	415	1200	895	490	375	310	245	1200	895	720	555	400	310
		2	3.57	1455	1030	675	510	350	1005	750	410	315	260	205	1005	750	605	460	335	260
		3	4.73	1100	775	505	385	260	755	565	310	235	N/A	N/A	755	565	455	350	250	195
	4	1	1.97	2640	1865	1220	925	630	1820	1360	750	570	475	375	1820	1365	1095	840	605	475
		1.5	2.44	2130	1505	985	750	510	1470	1095	605	460	385	300	1470	1100	885	680	490	385
		2	2.92	1780	1260	825	625	425	1225	915	505	385	320	250	1255	920	735	565	410	320
		3	3.87	1345	950	620	470	320	925	690	380	290	240	N/A	925	695	555	425	310	240

BATTEN SPACING TABLE NOTES:

1. MAXIMUM SPACING COULD BE GOVERNED BY CAPACITY OF BATTENS AND THEIR CONNECTIONS TO SUPPORTING MEMBERS AS WELL AS PULL-OUT CAPACITIES OF FASTENERS CONNECTING LYSAGHT CLADDINGS TO BATTEN.
2. SPACING OF BATTENS SHALL NOT EXCEED BOTH MAXIMUM SPAN AND MAXIMUM SUPPORT SPACING OF CLADDING AS GIVEN IN SHEET 1.
3. FASTENER REQUIREMENTS FOR FIXING **TS4075** TO SUPPORTS IN BATTEN SPACING TABLE:
   STEEL SUPPORTS:
   - 1.00mm BMT: 2x #14(M6.5)-12X30 CYCLONIC ROOF ZIPS®
   - 1.20~1.9mm BMT: 2x #14-10X25 HEX. HEAD SELF DRILLING SELF TAPPING TEKS®
   - 'BUILDEX' M6.5-12X30 CYCLONIC ROOF ZIPS = #14-12X30 CYCLONIC ROOF ZIPS
   TIMBER SUPPORTS:
   - 2x 'BUILDEX' #12(M5.5)-11x40 BATTENZIPS
4. FASTENER REQUIREMENTS FOR FIXING **TS6175** OR **TS6110** TO SUPPORTS IN BATTEN SPACING TABLE:
   - STEEL SUPPORT 1.20~1.9mm BMT: 4x #14-10X25 HEX. HEAD SELF DRILLING SELF TAPPING TEKS®
   - TIMBER SUPPORTS: 4x 'BUILDEX' #12(M5.5)-11x40 BATTENZIPS

DESIGN CAPACITY TABLE NOTES:

1. STEEL SUPPORT FASTENER SPECIFICATION:
   - 1.00mm BMT: #14(M6.5)-12X30 CYCLONIC ROOF ZIPS®
   - 1.20~1.9mm BMT: #14-10X25 HEX. HEAD SELF DRILLING SELF TAPPING TEKS®
   - 'BUILDEX' M6.5-12X30 CYCLONIC ROOF ZIPS = #14-12X30 CYCLONIC ROOF ZIPS
2. TIMBER SUPPORT FASTENER SPECIFICATION: 'BUILDEX' #12(M5.5)-11x40 BATTENZIPS.
3. DESIGN CAPACITY TABLE CAN BE USED TO DESIGN TS4075, TS6175 & TS6110 WITH TIMBER SUPPORTS:
   - 2 FASTENER CONNECTION: SOFTWOOD TIMBER = 1.5mm bmt STEEL SUPPORT, HARDWOOD TIMBER = 1.9mm bmt STEEL SUPPORT.
   - 4 FASTENER CONNECTION: HARDWOOD/SOFTWOOD TIMBER SUPPORT = 1.9bmt STEEL SUPPORT.
4. OUTWARD CAPACITY SHALL BE LIMITED BY THE MINIMUM VALUE BETWEEN MEMBER STRENGTH AND FASTENERS CAPACITY.
5. **TS4075** BATTEN SHALL BE CONTINUOUS OVER AT LEAST 2 SPANS, LAPPED 40mm MINIMUM AT THE SUPPORT LOCATIONS.
6. **TS6175** AND **TS6110** BATTENS SHALL BE CONTINUOUS OVER AT LEAST 2 SPANS, STRUCTURAL LAPPING DISTANCE AT SUPPORT IS MINIMUM 15% OF THE LONGER SPAN. NON STRUCTURAL LAPPING DISTANCE IS 40mm MINIMUM AT THE SUPPORT LOCATIONS.

TS6175, TS6110 DESIGN CAPACITY TABLE - OUTWARD, CONTINUOUS/LAPPED SPAN

ULTIMATE LIMIT STATE LOAD (kN/m)

SPAN (mm)	MEMBER STRENGTH (kN/m)		2 FASTENER CAPACITY (kN/m) SUPPORT THICKNESS (mm/bmt)				4 FASTENER CAPACITY (kN/m) SUPPORT THICKNESS (mm/bmt)			
	TS6175	TS6110	#14(M6.5)-12x30	#14-10x25			#14(M6.5)-12x30	#14-10x25		
			1.0mm	1.2mm	1.5mm	1.9mm	1.0mm	1.2mm	1.5mm	1.9mm
≤1500	4.31	5.88	1.90	2.48	3.10	4.12	2.67	3.59	4.52	5.41
2000	2.68	2.91	1.43	1.86	2.33	3.09	2.01	2.69	3.39	4.06
2500	1.48	2.17	1.14	1.49	1.86	2.47	1.60	2.16	2.71	3.25
3000	1.13	1.66	0.95	1.24	1.55	2.06	1.34	1.80	2.26	2.71
3500	0.94	1.20	0.82	1.06	1.33	1.76	1.15	1.54	1.94	2.32
4000	0.74	0.94	0.71	0.93	1.16	1.54	1.00	1.35	1.69	2.03

TS4075 DESIGN CAPACITY TABLE - OUTWARD, CONTINUOUS SPAN

ULTIMATE LIMIT STATE LOAD (kN/m)

SPAN (mm)	MEMBER STRENGTH kN/m	2 FASTENER CAPACITY (kN/m) SUPPORT THICKNESS (mm/bmt)				4 FASTENER CAPACITY (kN/m) SUPPORT THICKNESS (mm/bmt)			
	TS4075	#14(M6.5)-12x30	#14-10x25			#14(M6.5)-12x30	#14-10x25		
		1.0mm	1.2mm	1.5mm	1.9mm	1.0mm	1.2mm	1.5mm	1.9mm
≤ 600	7.98	5.51	7.19	8.99	11.93	7.75	10.41	13.09	15.69
900	4.72	3.68	4.79	5.99	7.95	5.16	6.94	8.73	10.46
1200	2.41	2.76	3.59	4.49	5.96	3.87	5.21	6.54	7.84
1500	1.83	2.21	2.88	3.60	4.77	3.10	4.16	5.24	6.27
1800	1.25	1.84	2.40	3.00	3.98	2.58	3.47	4.36	5.23

NOTES:

1. REFER TO "TOPSPAN 61 WALLING BATTENS FOR CYCLONIC REGIONS" & "TOPSPAN 4075 WALLING BATTENS FOR CYCLONIC REGION FOR BATTEN" DTCM DRAWINGS FOR DIMENSIONS, SPACING, SPANS, CONNECTIONS DETAILS AND TEST REPORTS.
2. 'FULL SCALE TOPSPAN 4075,6175,6110 ROOFING BATTENS TESTING TO BUILDING CODES OF AUSTRALIA'S LOW-HIGH-LOW CYCLONIC TEST', REGIME. INDEX No. 5.1.2 - REPORT 04, AUGUST 2010, BLUESCOPE LYSAGHT No. 27 STERLING RD, MINCHINBURY 2770 AUSTRALIA.
3. 'WITHDRAWAL CAPACITIES OF TOPSPAN BATTEN TO TIMBER SUPPORT CONNECTIONS USING BUILDEX BATTENZIPS M5.5 - 11 x 40 FASTENERS', INDEX No. 5.1.2 - REPORT 06, DECEMBER 2010, BLUESCOPE LYSAGHT No. 27 STERLING RD, MINCHINBURY 2770 AUSTRALIA.
4. 'PULLOUT CAPACITIES OF SCREW FASTENED CONNECTIONS THROUGH LYSAGHT TOPSPAN BATTENS TO STEEL PURLINS', INDEX No. 5.4.3 - REPORT 01, NOVEMBER 2010, BLUESCOPE LYSAGHT No. 27 STERLING RD, MINCHINBURY 2770 AUSTRALIA.

Checking Engineer
Name: SANDEEP SHARMA
Rego. Number: MIE AUST. 3101165
Date: 28/03/2022
Signature:
Must be an Australian registered structural engineer

Certifying Engineer
Name: STEPHEN HEALEY
NT Rego. Number: 34856ES
Date: 07.06.2022
Signature:
Must be a registered structural engineer in the Northern Territory

Product Name

TRIMDEK - WALLING FOR CYCLONIC REGIONS - SHEET 2 OF 2

Product Description

TRIMDEK WALLING IS MANUFACTURED FROM 0.42mm & 0.48mm BMT G550, AM125 ZINCALUME, AM100 COLORBOND/COLORBOND METALLIC, AM150 COLORBOND ULTRA. Z450 GALVASPAN MATERIAL IS AVAILABLE IN SOME LOCATIONS.

Manufacturer's Name

LYSAGHT
BlueScope Limited
A.B.N. 16 000 011 058
Trading as Lysaght

Design Criteria

A. THE FOLLOWING CRITERIA FROM AS/NZS 1170.2:2021 STRUCTURAL DESIGN ACTIONS PART 2: WIND ACTIONS HAVE BEEN USED TO GENERATE THE TABLES.
   1. IMPORTANCE LEVEL 2 WITH RETURN PERIOD OF 500 YEARS
   2. VR = 66 m/sec
   3. Ms = Mt = Md = 1.0, Mc = 1.05
   4. Cpe = +0.7 / -0.65; Cpi = -0.65 / +0.7 Kce & Kci = 0.9
   5. HEIGHT MULTIPLIERS FROM TABLE 4.1 OF AS/NZS 1170.2:2021 STRUCTURAL DESIGN ACTIONS PART 2: WIND ACTIONS HAVE BEEN USED TO GENERATE THE TABLES.

HEIGHT (m)	TERRAIN / HEIGHT MULTIPLIER (Mz,cat)				
	1	2	2.5	3	4
<=5	1.01	0.91	0.87	0.83	0.75
<=10	1.08	1.00	0.92	0.83	0.75

B. TRIMDEK COMPLIES WITH AUSTRALIAN STANDARDS FOR THE FOLLOWING REQUIREMENTS:
   1. SERVICEABILITY: AS/NZS 1170.0: 2002 STRUCTURAL DESIGN ACTIONS PART 0: GENERAL PRINCIPLES (INCORPORATING AMENDMENT 1,2,3,4&5)
   2. WIND LOADING: AS/NZS 1170.2: 2021 STRUCTURAL DESIGN ACTIONS PART 2: WIND ACTION.

C. DESIGN TABLES ARE BASED ON TEST RESULTS COMPATIBLE TO AS 4040.3 - 2018 METHODS OF TESTING SHEET ROOF AND WALL CLADDING METHOD 3: RESISTANCE TO WIND PRESSURES FOR CYCLONE REGIONS.

D. PRODUCT METALLIC COATING COMPLIES WITH AS 1397-2021 : CONTINUOUS HOT-DIP METALLIC COATED STEEL SHEET AND STRIP - COATINGS OF ZINC AND ZINC ALLOYED WITH ALUMINIUM AND MAGNESIUM & AS/NZS 2728: 2013 PREFINISHED/PREPAINTED SHEET METAL PRODUCTS FOR INTERIOR/EXTERIOR BUILDING APPLICATIONS - PERFORMANCE REQUIREMENTS

E. FOR STRENGTH GROUPS OF TIMBER, REFER TO AS 1720.2: 2006 TIMBER STRUCTURES PART 2: TIMBER PROPERTIES (INCORPORATING AMENDMENT No. 1).

Limitations

1. THE DATA IN THIS SHEET SHALL BE APPLICABLE TO TRIMDEK WALLING ONLY. PROFILE DIMENSIONS OF TRIMDEK AS SUPPLIED FOR INSTALLATION SHALL COMPLY WITH TRIMDEK PRODUCT DRAWINGS AS DEVELOPED BY LYSAGHT..
2. INSTALLATION SHALL BE IN ACCORDANCE WITH LYSAGHT CYCLONIC AREA DESIGN MANUAL AND TRIMDEK MANUAL.
   https://cdn.dcs.lysaght.com/download/lysaght-cyclonic-design-manual-steel-roofing-walling-topspan
3. MAXIMUM SPAN TABLES ARE BASED ON MAXIMUM ROOF HEIGHT = 10M.
4. MAXIMUM OVERHANG SHALL BE DETAILED ACCORDING TO CURRENT LYSAGHT ROOFING & WALLING INSTALLATION MANUAL.
5. Pz (PRESSURE) IN THE TABLES SHALL BE INCREASED ACCORDING TO AS/NZS 1170.2:2021, STRUCTURAL DESIGN ACTIONS PART 2: WIND ACTIONS CLAUSE 5.4.1 IN THE CASE OF: ELEVATED BUILDING AND ROOF PITCH >=25 DEG
6. NO PRE-BORED HOLES PERMITTED.
7. INCREASE SCREW LENGTH IF FIXING OVER INSULATION TO MAINTAIN A MIN. OF 3 SCREW THREADS PROTRUDING ON THE FAR SIDE STEEL SUPPORT.

Accepted for Inclusion in Deemed to Comply Manual

DTCM drawing number: M/355/02

Chairperson Signature:

Chairperson Name: Paul Nowland

Date of Approval: 11/07/2022 Expiry 11/07/2027