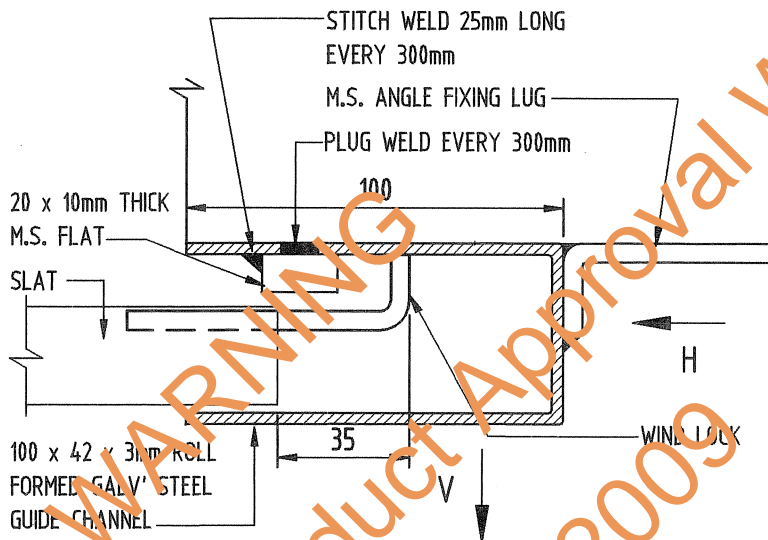
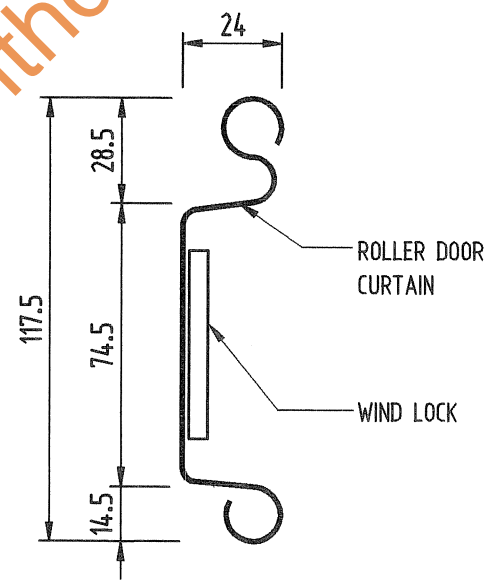


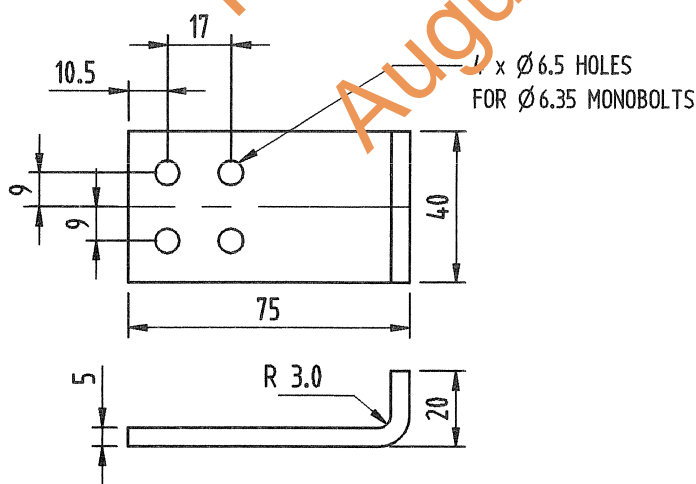
DOOR WIDTH (M)	SLAT THICKNESS (mm)	WIND LOCK SPACING (mm)	ALLOWABLE WIND LOAD (kPa) (F.S. = 2)	DESIGN FORCES (UNFACTORED) (kN/m)	
				H	V
8	1.0	Every 2nd slat	2.2	35	9
4	0.6	Every 4th slat	2.0	11	4
5.5	0.8	Every 4th slat	1.8	21	5
6	1.0	Every 4th slat	1.8	23	5.5



PLAN DETAIL ON ROLLER DOOR GUIDE



PROFILE OF ROLLER SHUTTER CURTAIN SLAT
1mm GALVANISED STEEL
GRADE 250



ELEVATION ON WINDLOCK
5mm ZINC PLATED STEEL
GRADE 250

NOTE
'H' AND 'V' ARE THE DESIGN FORCES (kN/m) TRANSMITTED TO THE GUIDE FIXINGS AND SUPPORT MEMBERS (DESIGNED BY OTHERS)

S.W.L. DERIVED FROM TESTING CARRIED OUT AT MIRAGE INDUSTRIES 21.06.97

MANUFACTURER
MIRAGE INDUSTRIES
8 WALKER STREET, BRAESIDE
VIC 3195
AUSTRALIA
004 474 462

CERTIFIED *Scott Wilson*
DATE 22-10-97
JOB No. 78169

Scott
Wilson
Irwin
Johnston
Consulting Engineers

ROLLER SHUTTER DOORS WITH WINDLOCKS

DESIGN DATA SHEET

DARWIN CYCLONIC AREA
APPROVED *[Signature]*
DATE 24-10-97

DRG. No. M/410/---

APPROVED FOR INCLUSION IN THE DEEMED TO COMPLY MANUAL BY THE RAL *[Signature]* 14/11/97