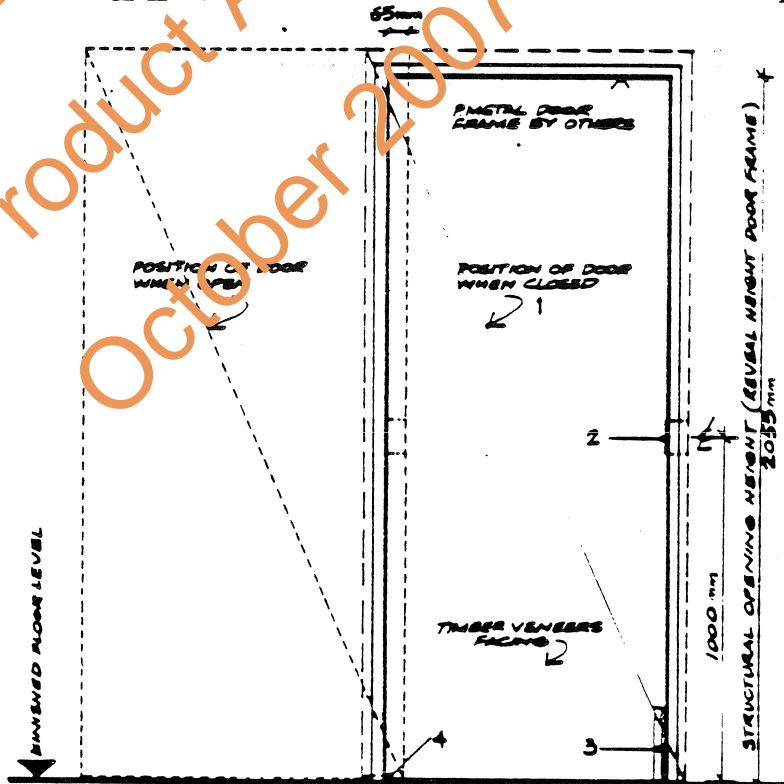




SUGGESTED LABELLING OF CYCLONE SHELTER DOORS

LABEL SHOWN FULL SIZE
 SUGGEST MECHANICAL FIXING ON LEADING EDGE OF DOOR LEAF AT APPROX. 100mm ON SATISFACTORY COMPLETION OF INSTALLATION. ALL LETTERING SHOULD BE RAISED. LETTERS SHOULD BE LESS THAN 1.5mm HIGH.



ELEVATION DETAIL B NON-DOOR SIDE SCALE 1:20

NOTE: FOR ALL REFERENCES TO NUMERICAL NOTATIONS OF COMPONENTS, REFER TO SHEET No 3/4

MANUF'S NAME MASTERBILT INDUSTRIES (AUSTRALIA) PTY LTD ADDRESS 59, NORMANBY ROAD, NOTTINGHILL VIC. 3168 TEL: (03) 543 2888	FIXING OF MASTERBILT SLIDING CYCLONE SHELTER DOOR ASSEMBLY (PATENT)
CERTIFIED  M.I.E. AUST DATE 15/8/75	DESIGN DATA SHEET 2/4 NORTHERN TERRITORY CYCLONIC AREAS DATE 12.10.78 DWG NO M/401/SD2 DATE 16/9/75