
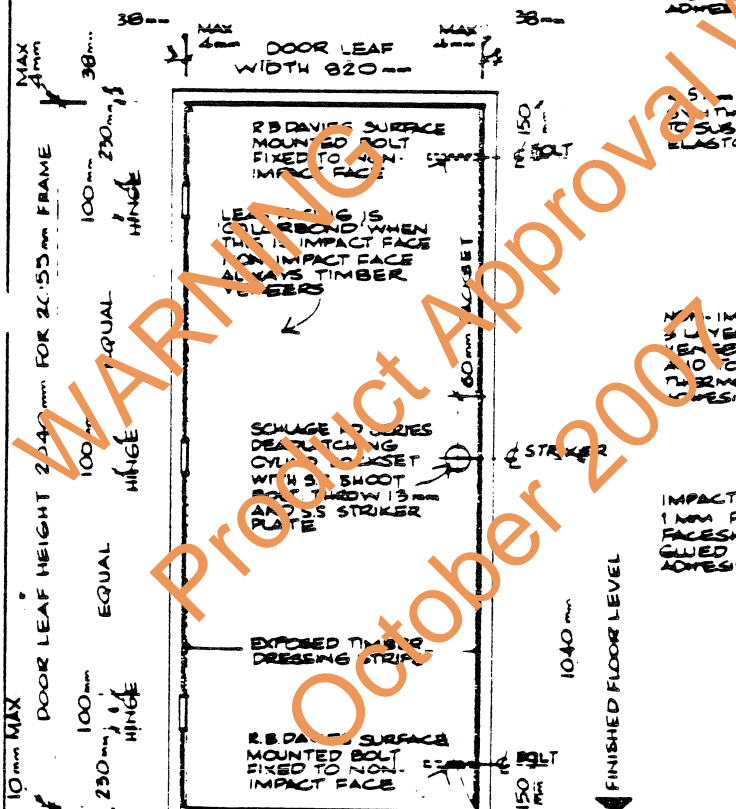


**TESTING CRITERIA**

THE MASTERBILT HINGED CYCLONE SHELTER DOOR ASSEMBLY REFERRED TO IN THIS DESIGN DATA SHEET DRAWING IS BASED ON A SUCCESSFULLY TESTED FULL SIZE PROTOTYPE ASSEMBLY. THE TEST WAS CARRIED OUT AS PER CRITERIA STIPULATED IN CLAUSE 53.17 OF THE N.T. BUILDING MANUAL 1975 (8189 X 30 m/SEC). THE TEST WAS CONDUCTED BY THE C.S.I.R.O. HOWETT, VICTORIA ON THE 15E AUG 975

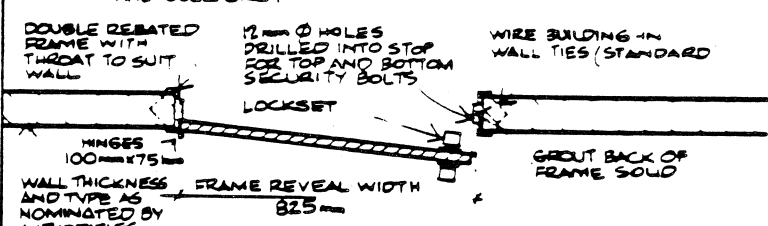


**TYPICAL PLAN DETAIL**  
SCALE 1:20



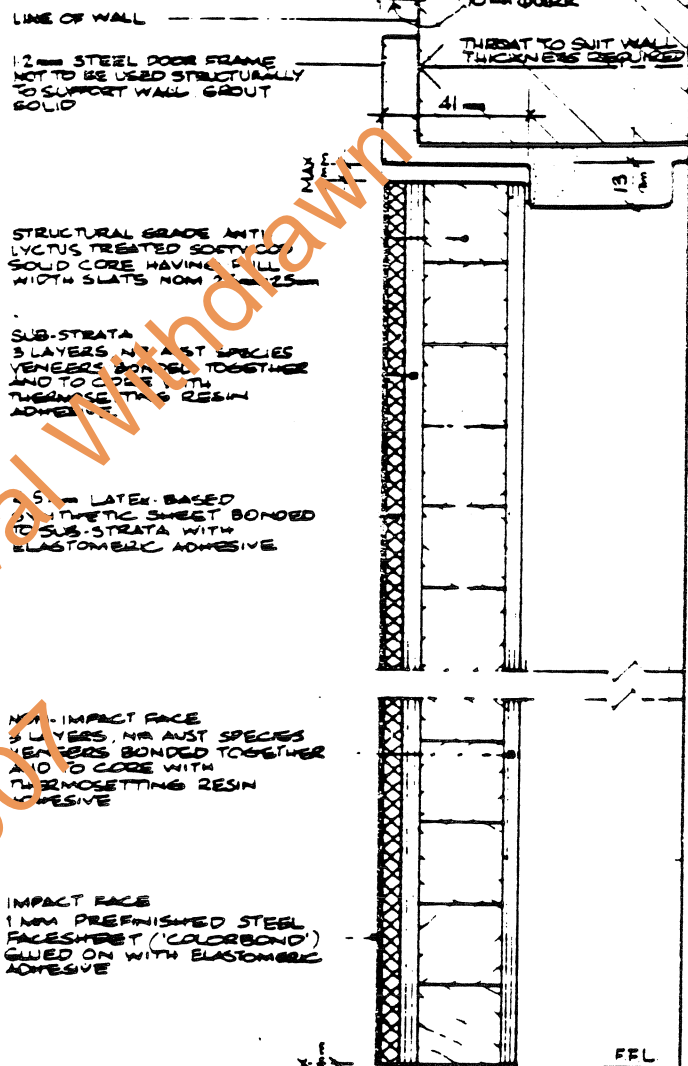
**ELEVATION DETAIL**

NOTE 'COLORBOND' SHEET STOPS SHORT OF DRESSING STRIPS 10mm OF WHICH REMAIN EXPOSED AND VISIBLE. 'COLORBOND' COLOURS AVAILABLE ARE WHITE, OLIVE BRONZE AND GULL GREY.



**PLAN DETAIL AT OPENING**

NOTE ANY FACE CAN BE NOMINATED AS THE IMPACT FACE TO RECEIVE 'COLORBOND' FACING MATERIAL.



**TYPICAL SECTION DETAIL**  
SCALE 1:2

**MASTERBILT**  
**CYCLONE SHELTER**  
**DOOR ASSEMBLY**  
DESIGNED TO COMPLY WITH CLAUSE 53.17  
N.T. BUILDING MANUAL  
TESTED WITH 8KG X 30m/SEC FORCE

**SUGGESTED LABELLING OF CYCLONE SHELTER DOORS**

LABEL SHOWN FULL SIZE. SUGGEST MECHANICAL FIXING ON LEADING EDGE OF DOOR LEAF AT APPROX 150mm ON SATISFACTORY COMPLETION OF INSTALLATION. ALL LETTERING SHOULD BE RAISED. NO LETTERS SHOULD BE LESS THAN 1.5mm HIGH.

MANUF'S NAME  
MASTERBILT INDUSTRIES (AUSTRALIA) PTY LTD  
ADDRESS  
59 NORMANBY ROAD, NATTINGHILL  
VIC. 3162 TEL: (03) 543 2888

FIXING OF  
**MASTERBILT HINGED CYCLONE**  
**SHELTER DOOR ASSEMBLY** (PATENT PENDING)

CERTIFIED  
  
DATE 15/2/75

**DESIGN DATA SHEET 1/1**

NORTHERN TERRITORY  
CYCLONIC AREA  
APP'D   
DATE 12/10/75  
DWG NO  
M 401/HDI  
DATE 16/9/75  
BUILDING SECTION ISSUE 1/75A