

Design Notes

7.5mm Duratex™ is an external cladding designed for the application of a textured coating, and only subject to external pressure or suction.

An internal lining competent to resist internal design pressure must be installed

The racking strength of Duratex™ has not been tested and should not be allowed for in the design of the structure.

Limit State design pressures are determined in accordance with AS 1170 Part 2 1989 using shielding, topographic and structural importance multipliers equal to 1.0

A material reduction factor of 0.8 has been used for proof testing, which was carried out by The Cyclone Structural Testing Station, School of Engineering, James Cook University, Townsville.

The Duratex™ was fixed to 1.6mm BMT studs with 8-18 x 20 mm CSK ribbed head Tek screws

Construction Notes



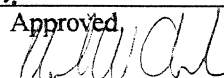
Duratex™ shall be fastened to a steel sub-frame in accordance with the cladding spans and fastener spacings tabulated above.

Fasteners shall be fixed a minimum of 12mm from sheet edges and a minimum of 50mm from sheet corners.

All sheet edges and sheet joints must be supported on steel framing.

Exposed Duratex™ cladding must be coated within 3 months of fixing.

Duratex™ shall not be fixed to steel frames with a typical basic metal thickness (BMT) greater than 1.6mm

Manufacturer  Fibre Cement BGC (Australia) Pty Ltd 121 Bannister Road, Canning Vale Western Australia 6155 Telephone (08) 9334 4900 ACN 005 736 005	7.5 mm Duratex™ External Wall Cladding	
	Design Data Sheet	
Certified  MIE Aust.	Darwin Cyclonic Area	Drg. No.
Date 28-10-98	Approved 	Date 25.11.99
		M/222 / 4